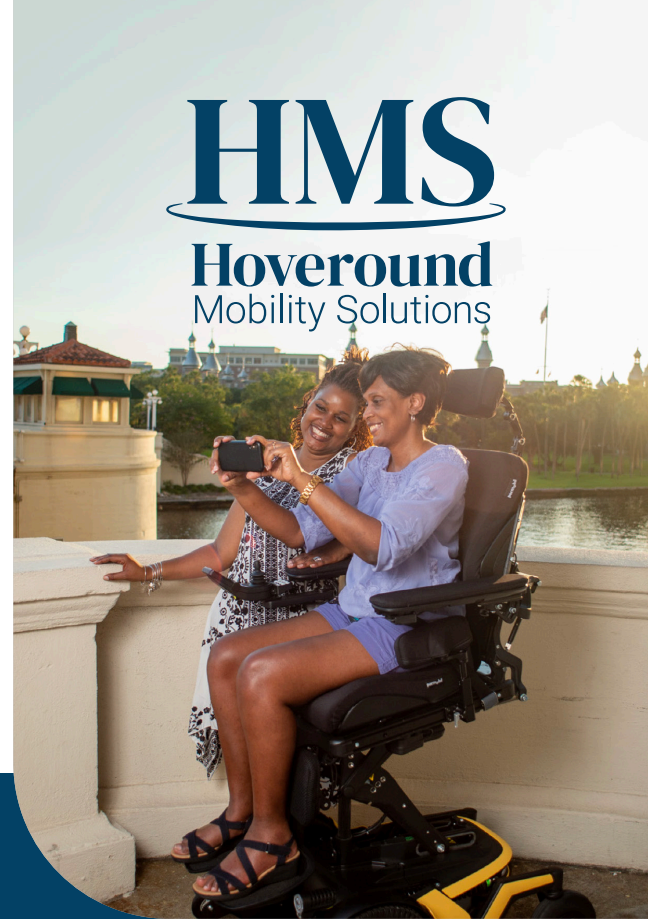


Helping your patients live safer, healthier lives

How a power wheelchair from HMS can improve the quality of life for your patients.

Hoveround has been helping individuals with their mobility needs for over 30 years; now we've expanded into complex rehabilitation chairs through Hoveround Mobility Solutions (HMS). Our suite of products is versatile and caters to individuals who face challenges completing everyday tasks with a cane, walker, or scooter. Whether improving everyday mobility or addressing complex rehabilitation challenges, HMS is committed to providing solutions that meet diverse patient needs



HMS

Hoveround
Mobility Solutions

The Right Chair for Your Patient



HMS is a full-service complex rehab, seating, positioning, and mobility solution. We deliver custom mobility equipment, including power wheelchairs, adaptive seating and positioning systems and devices requiring evaluation, fitting, configuration, adjustment, or programming.

GROUP 3

Complex Rehabilitation

For individuals with neurological condition or in need of more profound mobility support.



GROUP 2+

Standard Power Chair with Additional Features

For individuals looking for mobility and seating solutions



GROUP 2

Standard Power Chair







For those in need of standard mobility support



Product Assortment

GROUP 3









GROUP 3

| PRODUCT |  |  |  |  |  |  |  |  |
|---------------------------|---|---|---|---|---|---|---|---|
| BRAND | Permobil | Permobil | Permobil | Permobil | Sunrise | Sunrise | Sunrise | Sunrise |
| NAME | M3 Corpus | F3 Corpus | M5 Corpus | F5 Corpus | Q700-UP M | Q700 M | Q500 M | Q300 M Mini |
| PRODUCT WEIGHT | 385 lbs | 386–405 lbs | 423 lbs | 412 lbs | 435 lbs | 328–366 lbs | 266–388 lbs | 250–322 lbs |
| MAX PATIENT WEIGHT | 330 lbs | 330 lbs | 330 lbs | 330 lbs | 265 lbs | 300 lbs (HD*: 450 lbs) | 300 lbs | 300 lbs |
| DRIVE RANGE | 16 mi | 16 mi | 20 mi | 20 mi | 18 mi | 18 mi | 14 mi | 17 mi |

GROUP 3

GROUP 3

GROUP 3 & GROUP 2+

| PRODUCT |  |  |  |  |  |  |  |  |
|---------------------------|---|---|---|---|---|---|---|---|
| BRAND | Sunrise | Quantum | Quantum | Quantum | Quantum | Quantum | Merits | Merits |
| NAME | Q200 R | 4FRONT® 2 Power Wheelchair | Edge 3 Stretto® Power Wheelchair | Edge 3 Power Wheelchair | R-Trak Power Wheelchair | Q6 Edge® HD Power Wheelchair | Axcel | Velocity |
| PRODUCT WEIGHT | 216 lbs | 423 lbs | 412 lbs | 216 lbs | 350–385 lbs | 320–404 lbs | 350–385 lbs | 320–404 lbs |
| MAX PATIENT WEIGHT | 300 lbs | 300 lbs | 300 lbs | 300 lbs | 300 lbs | 450 lbs | 300 lbs | 300 lbs |
| DRIVE RANGE | 15.5 mi | 15 mi | 16 mi | 16 mi | 12 mi | 12 mi | 19 mi | 18 mi |

*heavy duty

PRODUCT**BRAND**

Quantum

Quantum

Merits

NAMEJ4 Power
WheelchairJ4-HD Power
Wheelchair

Ultra

**PRODUCT
WEIGHT**

300 lbs

386–405 lbs

315–384 lbs

**MAX PATIENT
WEIGHT**

300 lbs

400 lbs

300 lbs

DRIVE RANGE

15 mi

15 mi

12–19 mi

GROUP 2+**GROUP 2****PRODUCT**

Merits

Pride

NAME

Vision CF

Jazzy Elite Power
Wheelchair**PRODUCT
WEIGHT**

154 lbs

315–384 lbs

**MAX PATIENT
WEIGHT**

300 lbs

300 lbs

DRIVE RANGE

18 mi

15 mi



6015 31st Street East, Suite 201
Bradenton, FL 34203-5317

Phone: (800) 591-0901

Fax: (800) 318-0863

Email: hms@hoveround.comWebsite: hoveround.com