

Q6 Edge 3 STRETTO

PRODUCT SPECIFICATIONS SHEET

Class of Use	B (Group 3)
Weight Capacity	300 lbs. (136 kg/21 stone 6 lbs.)
Maximum Speed ¹	Up to 6.25 mph (10 km/h) Up to 4 mph (6.4 km/h) only United Kingdom Up to 3.5 mph (5.6 km/h) with iLevel®
Ground Clearance ²	2.9 in. (74 mm)
Turning Radius ²	21 in. (533 mm)
Overall Size ^{2, 6}	Length: 36 in. (914 mm) without front riggings Width: 21.5 in. (546 mm) with 14-in. drive wheel 20.75 in. (530 mm) with 12.5-in. drive wheel
Drive Wheels	14 in. (356 mm), pneumatic and flat free available 12.5 in. (318 mm), pneumatic and flat free available
Caster Wheels	Front: 5 in. (127 mm), flat free Rear: 6 in. (152 mm), flat free
Suspension	SRS (Smooth Ride Suspension)
Range ^{1, 4}	Up to 15.9 miles (25.6 km) with 40 Ah batteries Up to 20.3 miles (32.7 km) with 55 Ah batteries
Component Weights ⁵	Base: 126.4 lbs (57.25 kg) Batteries: 31 lbs. (14 kg) each for 40 Ah; 40 lbs. (18 kg) each for 55 Ah
Drivetrain	Two motor, Mid-wheel 6® drive
Brakes	"Intelligent Braking" electronic regenerative, disc park brake
Batteries ³	Two 12-volt, sealed lead acid, non-spillable, deep-cycle Sizes: 40 Ah and 55 Ah
Battery Charger	8-amp, off-board
Freewheel Operational Force	Less than 60 N
Drive Control Operational Force	Less than 5 N
Maximum Rated Slope	7.5° (13.2%)
Maximum Obstacle Climbing Ability (Ascending and Descending)	3.5 in (90 mm)
Measured Sound Level (A-weighted)	Less than 65 dB
Operating Forces	All switches less than 5N

¹ Varies with base model, user weight, terrain type, battery amp hour rating (Ah), battery charge, battery condition, motors, controller type, tire type, and tire condition. This specification is subject to a variance of +10%, -5%.

² Due to manufacturing tolerances and continued product improvement, this specification can be subject to a variance of (+ or -) 3%.

³ AGM, Gel-Cell, or Hybrid Gel (Hybrid Gel is defined as Nano Silica Gel Electrolyte with High Quality Glass Mat Separators) type required. See "Batteries and Charging."

⁴ Tested in accordance with ANSI/RESNA, WC Vol. 2, Section 4 & ISO 7176-4 standards. Results derived from theoretical calculations based on battery specifications and drive system performance. Test conducted at maximum weight capacity.

⁵ Battery weight may vary based on manufacturer.

⁶ Dimensions listed are for power base only. Overall measurements will vary based on seating and accessory selections.

⁷ The base mode Climbing Ability ranges will vary based on the different configurations selected.

NOTE: This product conforms to all applicable ANSI/RESNA, ISO 7176 Series, AS/NZS 3695.2, and EN12184 standards. All specifications subject to change without notice.

Rev E/May 2025



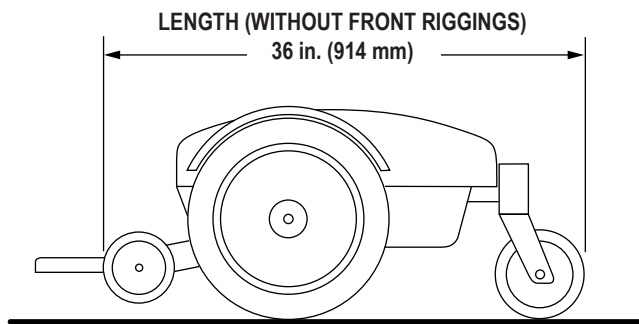
ACN 088 609 661



I N F I N F B 4 1 2 4

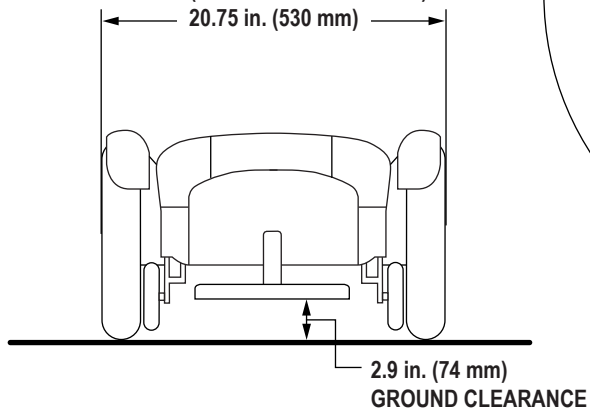
Q6 Edge[®] 3 STRETTO

PRODUCT SPECIFICATIONS SHEET

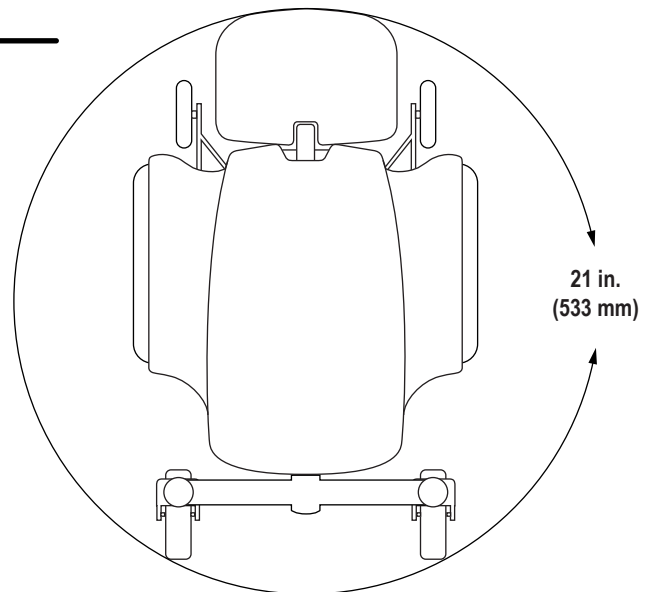


WIDTH (14-IN. DRIVE WHEELS)
21.50 in. (546 mm)

WIDTH (12.5-IN. DRIVE WHEELS)
20.75 in. (530 mm)



TURNING RADIUS



Rev E/May 2025

